

New Convenient Source of Precursors of Dioxycarbenes

Karim Kassam, David L. Pole, Manal El-Saidi, and John Warkentin*

Department of Chemistry, McMaster University
Hamilton, Ontario, L8S 4M1 Canada

Received October 13, 1993

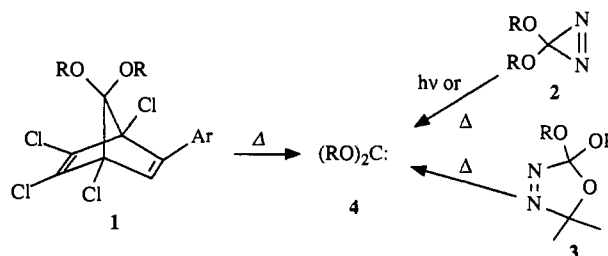
Dioxy-carbenes (**4**) have been generated by thermolysis of norbornadienone ketals (**1**),¹ by photolysis or thermolysis of 3,3-dioxydiazirines (**2**),² and by thermolysis of 2,2-dioxy- Δ^3 -1,3,4-oxadiazolines (**3**).³ Scheme 1.⁴ Among these approaches, that based on **1** has been limited to the generation of only a few dialkoxy-carbenes.¹ Moreover, the byproducts from thermolysis of **1** can interfere with the isolation of products from reactions of **4**.

Diazirines **2**, either with like (MeO, MeO) or with unlike (PhO, MeO) oxy groups, have been prepared.² Their thermal or photochemical decompositions are relatively clean. As the only photochemical sources of **4** currently available, they are well suited for direct observation of carbenes **4** and for studies of the rates of their reactions.^{2c-e} However, diazirines **2** are not convenient for synthetic work with **4** because they are hazardous compounds available only as dilute solutions.

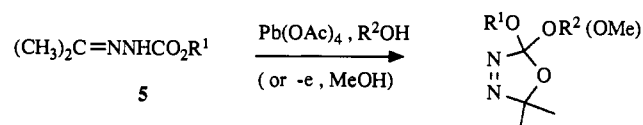
Oxadiazolines **3**, available by oxidation of (alkoxycarbonyl)-hydrazones of acetone (**5**) with lead tetraacetate (LTA)³ or by electrochemical oxidation,⁵ can be obtained as pure compounds with long shelf lives⁶ (Scheme 2). They are attractive sources of **4** because they fragment quite cleanly in solution at ca. 100 °C to afford **4** and innocuous byproducts (N₂, acetone), but there are limitations to their preparation. For example, oxidation of **5** affords oxadiazoline in very poor yield in the presence of some alcohols (Scheme 2, R₂OH = CF₃CH₂OH, for example), and oxidation of **5** in the presence of phenols has very poor prospects, because many phenols are themselves oxidized easily.

We now report a general approach to dioxyoxadiazolines (**9a-l**) from 2-acetoxy-2-methoxy-5,5-dimethyl- Δ^3 -1,3,4-oxadiazoline (**7**). The latter is formed by oxidation of the (methoxycarbonyl)-hydrazone of acetone (**6**) with LTA in dichloromethane (Scheme 3). The yield of **7** falls between 60 and 72%, and the byproduct is **8**. Partial separation of **7** from **8** is possible by slow bulb-to-bulb distillation under vacuum, but this tedious process is not necessary for the preparation of pure **9**. Instead, the mixture of **7** and **8** can be stored in the refrigerator for later use after

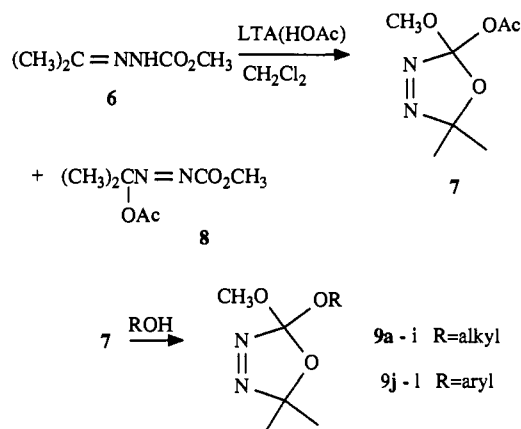
Scheme 1



Scheme 2



Scheme 3



extraction of the CH₂Cl₂ solution with aqueous bicarbonate, drying of the organic layer, and evaporation of the solvent.

Treatment of unseparated **7** and **8** in CH₂Cl₂ containing acetic acid⁷ with an alcohol or a phenol results in conversion of **7** to **9** (Scheme 3). Selective hydrolysis of **8** is accomplished by stirring the solution with aqueous base (1 h), which yields pure **9** simply by drying the organic layer and evaporating the volatiles.⁸ Table 1 lists 12 compounds (**9**) that were prepared in yields ranging from 61 to 94% for the substitution step.⁹

The substitution reactions that convert **7** to **9** are probably S_N1 reactions similar to the S_N reactions that convert 3-bromo- or 3-chloro-1,2-diazirines to 3-fluorodiazirines,¹⁰ or 3-alkoxy-3-halo-1,2-diazirines to dialkoxydiazirines.^{2b,11} It is likely that nucleophiles other than alcohols and phenols (e.g., cyanide, fluoride) will form additional interesting oxadiazolines.

In summary, the availability of **7** opens the door to a large number of 2,2-dioxyoxadiazolines (**9**), including those with oxidation-sensitive functionality in R. The known thermolysis of **9**, to form carbonyl ylides and dioxycarbene in succession,³

(7) Conversion of **7** to **9** is catalyzed by acids. Crude **7** that has been freed from acetic acid in order to store it should be acidified with an acid such as acetic or *p*-toluenesulfonic acid to accelerate conversion to **9**. With the latter acid, much higher rates are possible.

(8) With alcohols of low volatility, excess ROH can be removed by chromatography.

(9) Overall yields from (methoxycarbonyl)hydrazone **6** are 60–70% of those in Table 1. Attempts to modify the oxidation step, to suppress formation of **8**, have not yet succeeded.

(10) (a) Cox, D. P.; Moss, R. A.; Terpinski, J. J. *J. Am. Chem. Soc.* **1983**, *105*, 6513. (b) Moss, R. A.; Ho, G.-J.; Liu, W. *J. Am. Chem. Soc.* **1992**, *114*, 959.

(11) Du, X.-M.; Fan, H.; Goodman, J. L.; Kesselmayr, M. A.; Krogh-Jespersen, K.; LaVilla, J. A.; Moss, R. A.; Shen, S.; Sheridan, R. S. *J. Am. Chem. Soc.* **1990**, *112*, 1920.

(1) (a) Hoffmann, R. W. *Angew. Chem.* **1971**, *83*, 595. (b) Hoffmann, R. W. *Angew. Chem., Int. Ed Engl.* **1971**, *10*, 529. (c) Hoffmann, R. W.; Häuser, H. *Tetrahedron* **1965**, *21*, 891. (d) Hoffmann, R. W.; Häuser, H. *Tetrahedron Lett.* **1964**, 197. (e) Lemal, D. M.; Gosselink, E. P.; McGregor, S. D. *J. Am. Chem. Soc.* **1966**, *88*, 582.

(2) (a) Moss, R. A. *Acc. Chem. Res.* **1989**, *22*, 15. (b) Moss, R. A. In *Chemistry of Diazirines*; Liu, M. T. H., Ed.; CRC Press: Boca Raton, FL, 1986; Vol. 1, pp 99 ff. (c) Moss, R. A.; Wlostowski, M.; Terpinski, J.; Kmiecik-Lawrynowicz, G.; Krogh-Jespersen, K. *J. Am. Chem. Soc.* **1987**, *109*, 3811. (d) Moss, R. A.; Wlostowski, M.; Shen, S.; Krogh-Jespersen, K.; Matro, A. *J. Am. Chem. Soc.* **1988**, *110*, 4443. (e) Moss, R. A.; Fan, H.; Hadel, L. M.; Shen, S.; Wlostowska, J.; Wlostowski, M.; Krogh-Jespersen, K. *Tetrahedron Lett.* **1987**, *28*, 4779. (f) Moss, R. A.; Shen, S.; Wlostowski, M. *Tetrahedron Lett.* **1988**, *29*, 6417. (g) Ge, C.-S.; Jefferson, E. A.; Moss, R. A. *Tetrahedron Lett.* **1993**, *34*, 7549.

(3) El-Saidi, M.; Kassam, K.; Pole, D. L.; Tadey, T.; Warkentin, J. *J. Am. Chem. Soc.* **1992**, *114*, 8751.

(4) For additional, less well established methods, see: (a) Hoffmann, R. W.; Steinbach, K.; Liliensblum, W. *Chem. Ber.* **1976**, *109*, 1759. (b) Moss, R. A.; Cox, D. P. *Tetrahedron Lett.* **1985**, *26*, 1931. (c) Olofson, R. A.; Walinsky, S. W.; Marino, J. P.; Jernow, J. L. *J. Am. Chem. Soc.* **1968**, *90*, 6554. (d) Sheeren, J. W.; Staps, R. J. F. M.; Nivard, R. J. F. *Recl. Trav. Chim. Pays-Bas* **1973**, *92*, 11. (e) Corey, E. J.; Winter, R. A. E. *J. Am. Chem. Soc.* **1963**, *85*, 2677.

(5) Chiba, T.; Okimoto, M. *J. Org. Chem.* **1992**, *57*, 1375.

(6) A sample of 2,2-dimethoxy-5,5-dimethyl- Δ^3 -1,3,4-oxadiazoline³ was stored at room temperature, in the dark, for 2 years without detectable (¹H NMR) decomposition.

Table 1. 2,2-Dioxyoxadiazolines (**9**) from **7**

9	R	yield (%) ^a	9	R	yield (%) ^a
a	Me	94	g	CH ₂ CF ₃	84
b	Et	90	h	CH ₂ CH ₂ C≡CH	86
c	Pr	92	i	CH ₂ CH ₂ CH ₂ C≡CH	78
d	<i>i</i> -Pr	74	j	C ₆ H ₅	61
e	Bu	82	k	C ₆ H ₄ - <i>p</i> -CN	67
f	<i>t</i> -Bu	67	l	C ₆ H ₄ - <i>p</i> -OMe	68

^a Yields of isolated product for the exchange step.

means that the stage is set for studies of intermolecular and intramolecular reactions of those intermediates. Some surprisingly rich chemistry of **9h** has been submitted for publication.

Acknowledgment. We thank NSERC for financial support. Drs. Richard Smith and Don Hughes and Messrs. Fajar Ramelan and Brian Sayer provided valuable assistance with spectroscopic work.

Supplementary Material Available: IR, ¹H NMR, ¹³C NMR, and MS data for **7**, **9a–k**, and methyl 2,3-diaza-4-methyl-4-acetoxypent-2-enoate and a typical experimental procedure (3 pages). This material is contained in many libraries on microfiche, immediately follows this article in the microfilm version of the journal, and can be ordered from the ACS; see any current masthead page for ordering information.